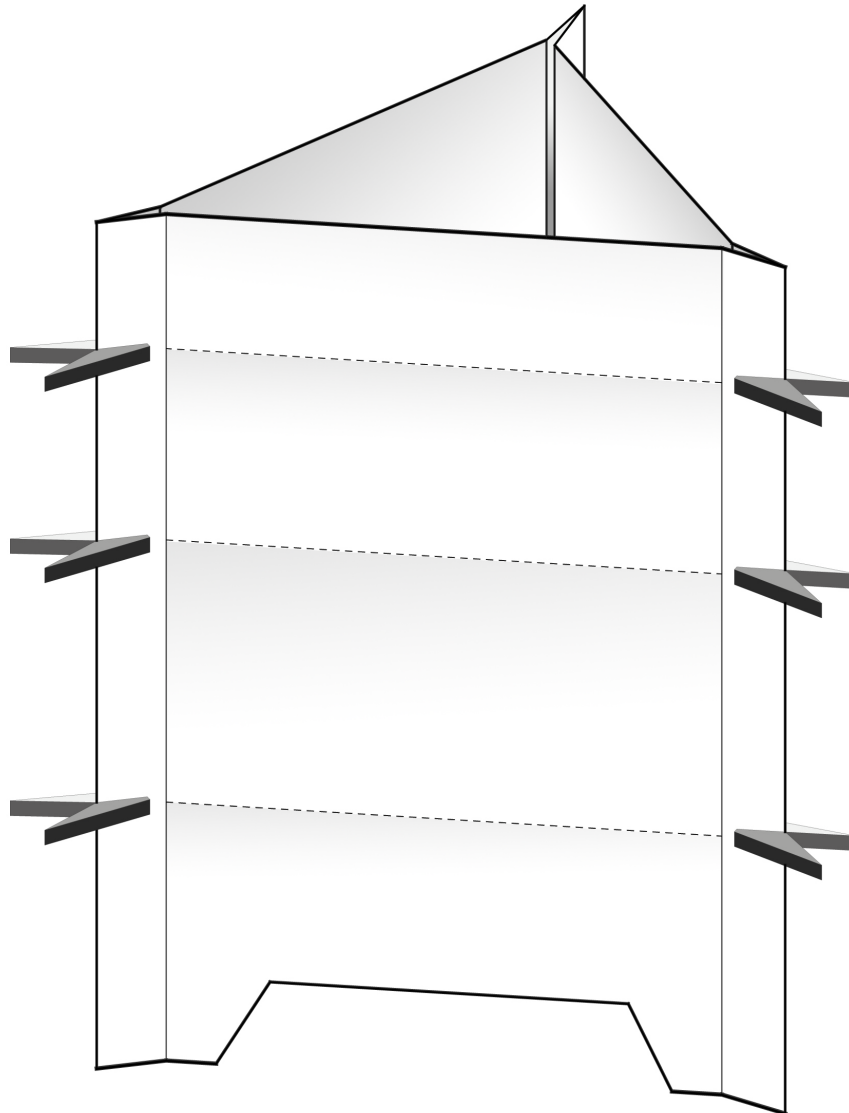





www.a-magazine.org
Architecture Magazine for Children
Arkkitehtuurilehti Lapsille
Revista de Arquitectura para Niños

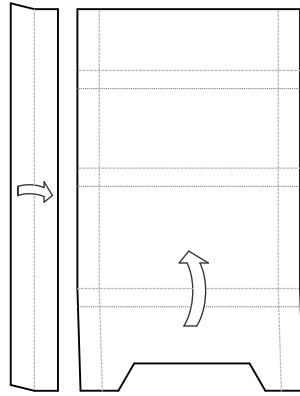
ISSUE # 1 / 2012

: The making up stories machine /
Kone tarinoiden keksimiseen /
La máquina de inventar historias /
Istorioak asmatzeko makina.

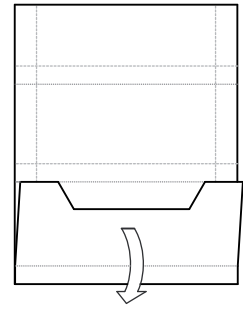




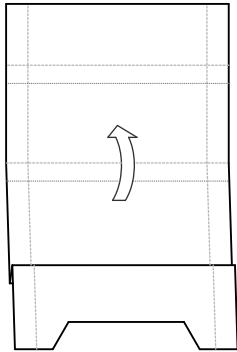
1.



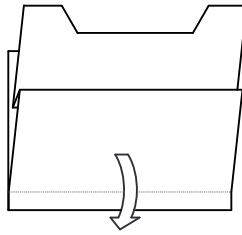
2.



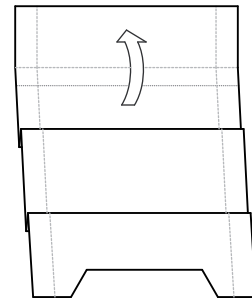
3.



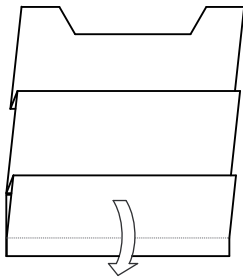
4.



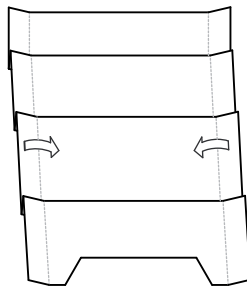
5.



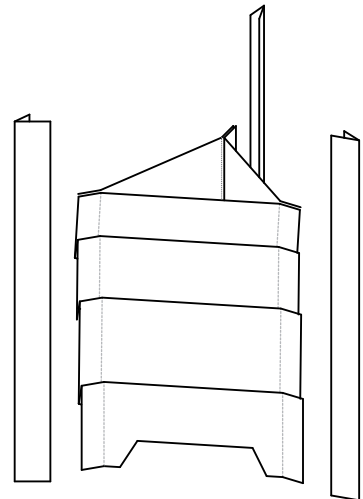
6.



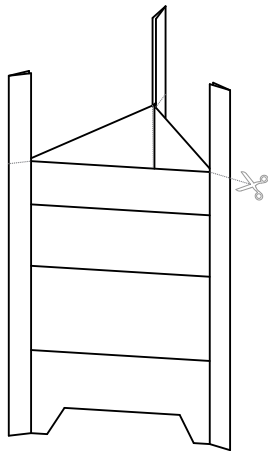
7.



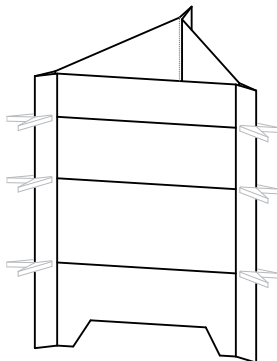
8.



9.



10.



11.



A large rectangular area with a grid of dashed lines for cutting and a dotted line for folding. The grid consists of four vertical dashed lines and four horizontal dashed lines. A horizontal dotted line is positioned between the first and second horizontal dashed lines from the top. At the bottom of the page, there is a trapezoidal shape on the left and a stylized logo on the right.



A large rectangular area with a grid of dashed lines for cutting and a dotted line for folding. The grid consists of four vertical dashed lines and four horizontal dashed lines. A horizontal dotted line is positioned between the first and second horizontal dashed lines from the top. At the bottom of the page, there is a trapezoidal shape on the left and a stylized logo on the right.



A large rectangular area with a grid of dashed lines for cutting and a dotted line for folding. The grid consists of four vertical dashed lines and four horizontal dashed lines. A horizontal dotted line is positioned between the first and second horizontal dashed lines from the top. At the bottom of the page, there is a trapezoidal shape on the left and a stylized logo on the right.



